




















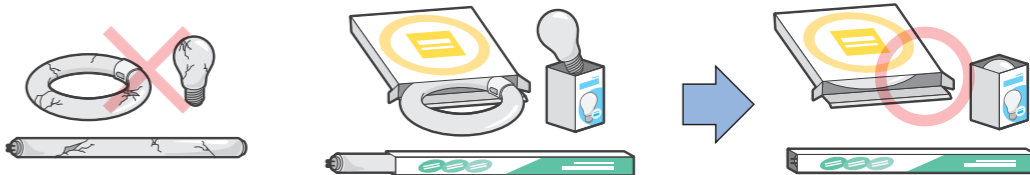
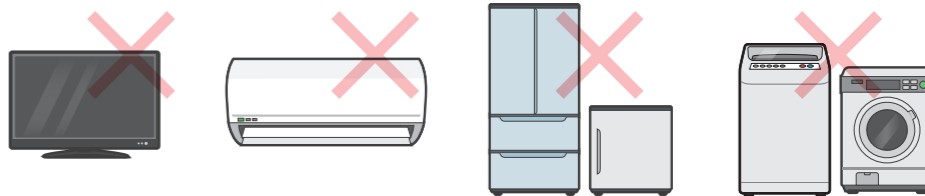
How to Separate Household Garbage 1

		Collection Date and Types of "Garbage" or "Resources"	Rules for Disposing of "Garbage" or "Resources"	Request for All Residents
Burnable Garbage Collection Day	Burnable Garbage	 <p>Kitchen waste, paper waste, photos, letters, leather goods, diapers, shoes, curtains, waribashi (disposable chopsticks), blankets, grass and branches (no drying required), and others</p>	 <p>Only put burning garbage in bags designated "Burnable Garbage / Non-burning Garbage."</p>	<ul style="list-style-type: none">● Thoroughly drain water from the garbage.● Oil (cooking oil) should be absorbed into paper or cloth or solidified using a coagulant.● Remove feces from diapers.● Cut long pieces of garbage such as plastic hoses into pieces 50 cm or less.
	Waste Paper	 <p>Newspapers, magazines, cardboard, carton packages for beverage</p>	 <p>Tie together using a string by type and bind in a cross shape.</p>	<ul style="list-style-type: none">● Newspapers and magazines should be no thicker than 30 cm.● Magazines include paper advertisements, catalogs, and notebooks.● Corrugated cardboard should be folded to within 1 meter. It must be a thickness of 30 cm or less.● If it rains or snows on the collection day, try to dispose of this on the next collection day.
	Paper Containers and Packaging	 <p>Paper used for containers and packaging of goods Paper boxes such as paper bags, wrappers, mounts, wrapping paper, and for sweets, and containers such as paper cans and cups and others</p>	 <p>Only put paper containers and packaging in bags designated "Resource Garbage." Or, using a string to tie them together in a cross shape.</p>	<ul style="list-style-type: none">● Food containers such as for ice cream, yogurt, and miso soup and the like should be thoroughly washed before being set out for collection.● Items that are very dirty or whose content cannot be removed should be discarded as "Burnable Garbage."● When discarded with a string, put it in a confectionery box or paper bag to prevent the scattering of small containers, and then tie it with a string.● If it rains or snows on the collection day, try to dispose of this on the next collection day.
	Clothing	 <p>Suits, Y-shirts, ties, jackets, coats, trousers, skirts, T-shirts, polo shirts, blouses, jumpers, trainers, sweaters, children's clothes, and baby clothes</p>	 <p>Only put clothing in bags designated "Resource Garbage." * If you wish these to be incinerated, put them into bags designated "Burnable Garbage/ Non-burning Garbage."</p>	<ul style="list-style-type: none">● Items such as Japanese clothing (kimono, yukata, and the like), work clothes, underwear, shoes, clothing using cotton such as Hanten, clothing using down (feathers), futons, pillows, blankets, bags, belts, mats, carpets, curtains, cushions, and stuffed animals should be discarded as "Burnable Garbage."● Items that are very dirty or are wet should be discarded as "Burnable Garbage."● If discarded as "Resource Garbage," discard on the next collection day if it is raining or snowing on that particular collection day.
Resource Garbage Collection Day	Cans and Metals	 <p>Steel cans and aluminum cans such as for drinks and liquor that are marked with the following display, and metals including aluminum, copper, and stainless steel</p>	 <p>Only discard cans and metals in bags designated "Resource Garbage."</p>	<ul style="list-style-type: none">● Lightly wash out the inside of the cans before discarding them.● Items that are very dirty should be discarded as "Non-burnable Garbage."● Items that are flammable, such as thinners and paint cans and the like, should be discarded as "Non-burnable Garbage" after the contents has been completely used.● If attached to something other than such as vinyl to metal, discard as "Non-burnable Garbage".● Cut long pieces such as wire or annealing wire into pieces 50 cm or less.
	Bottles	 <p>Alcoholic beverages (including One-cup containers), juices, seasonings, food, coffee, and empty bottles for nutritional supplements</p>	 <p>Discard bottles in bags designated "Resource Garbage."</p>	<ul style="list-style-type: none">● Remove caps and lids, and lightly wash out the inside before discarding.● Items that are very dirty should be discarded as "Non-burnable Garbage."● Take return bottles such as beer bottles and milk bottles to the dealer.● Ask a special vendor to discard of pesticides and chemical bottles.
	PET Bottles	 <p>PET bottle containers for liquor, juices, soy sauce, and other seasonings that are marked with the display mark on the right</p>	 <p>Discard PET bottles in bags designated "Resource Garbage."</p>	<ul style="list-style-type: none">● Only items with the display mark "PET 1" are subject to PET bottles.● Remove caps and labels, and lightly wash out the inside before discarding.● Items that are very dirty or items finely cut up should be discarded as "Burnable Garbage."
	Plastic Containers and Packaging	 <p>Plastic packs and trays, bottles, and plastic bags that are marked with the following display</p>	 <p>Only discard plastic containers and packaging in bags designated "Resource Garbage."</p>	<ul style="list-style-type: none">● Lightly wash out trays, cups and bottles before discarding them.● Items that are very dirty or whose content cannot be removed should be discarded as "Burnable Garbage."● Remove caps and pumps before discarding bottles such as for oils, detergents, and shampoos.● Fruit nets and cushioning materials should be discarded as plastic containers and packaging.

Contact Information

Yabuki Town Hall Urban Development Promotion Division Environmental Hygiene Section **Tel 42-2112** (Direct Line) | Hygiene Division, Shirakawa Regional Municipal Area Development Association **Tel 28-3558** (Direct Line)

How to Separate Household Garbage 2

		Collection Date and Types of "Garbage" or "Resources"	Rules for Disposing of "Garbage" or "Resources"	Request for All Residents	
Non-burnable Garbage Collection Day	Non-burnable Garbage	 <p>Flower pots, umbrellas, vases, cameras, fluorescent lights, glass scrap, cups, Cds, ceramic wear, batteries, pots, radio-cassette players, game consoles, telephones, computers and printers</p>	 <p>Only put non-burnable <u>garbage</u> in bags designated "Burnable Garbage / Non-burning Garbage."</p>	<ul style="list-style-type: none">● Discard of broken cups, glass, or dangerous objects such as knives or razors in an empty can or box, or wrap them in paper and label them as "dangerous."● Small fan heaters or gas stoves in a designated bag can be discarded at the collection point.● Plastic products that are hard (those that do not collapse by pressing with your fingers) are non-burnable.	
		Rules for Computers	<p>If in a designated bag, discard as "Non-burnable Garbage" in line with enforcement of the Act on Promotion of Recycling of Small Waste Electrical and Electronic Equipment (April 2013).</p> 		
		Rules for Fluorescent Lights	<p>Place fluorescent lights in their packaging from the time of purchase without breaking them, to prevent it from being damaged. Broken fluorescent lights are dangerous, so they may be collected as an exception even if they are coming out of the bag.</p> 		
		Rules for Disposing of Home Appliances	<p>Televisions, air conditioners, refrigerators/freezers, washing machines, clothes dryers and the like each require procedures based on the Act for Recycling of Specified Kinds of Home Appliances, such as payment of recycling fees, so they may not be placed at collection points.</p> 		

Calendar Markings	Collection Day	Types of "Garbage" or "Resources" Collected	Rules for Disposing of "Garbage" or "Resources"
Burnable Garbage	Burnable Garbage Collection Day	●Burnable Garbage	Only put burnable garbage in bags designated "Burnable Garbage/Non-burning Garbage."
		●Waste papers Newspapers, magazines, cardboard, carton packages for beverages	Tie them together using a string by type and bind these in a cross shape.
		●Paper containers and packaging	Place in a bag designated "Resource Garbage" or use a string to tie them together in a cross shape.
		●Clothing	To recycle, discard in bags designated "Resource Garbage." To incinerate, put into bags designated "Burnable Garbage/Non-burning Garbage."
Resource Garbage	Resource Garbage Collection Day	●Resource Garbage Cans, metals, bottles, PET bottles, plastic containers and packaging	Place each type into bags designated "Resource Garbage."
Non-burnable Garbage	Non-burnable Garbage Collection Day	●Non-burnable Garbage	Only put non-burnable garbage in bags designated "Burnable Garbage/Non-burning Garbage."

Discard at a designated collection point in your area **by 8:30 AM** on the day of collection.

About door-to-door collection of bulky garbage

For bulky garbage that will not go into bags (45L) designated as Burnable Garbage/Non-burning Garbage, you can apply for "bulky garbage door-to-door collection." Apply online or by phone.

Homepage

Reception Center

<https://www.shirakawa.jp/>

Open 24 hours (excluding during maintenance)

0248-21-6234

Weekdays 9:00 - 16:00 (excluding 12:00 - 13:00)

